

Supporting guide

- **How to create an EU-Login**
- **How to register on the European School Education Platform and eTwinning**
- **How to add contacts on eTwinning**

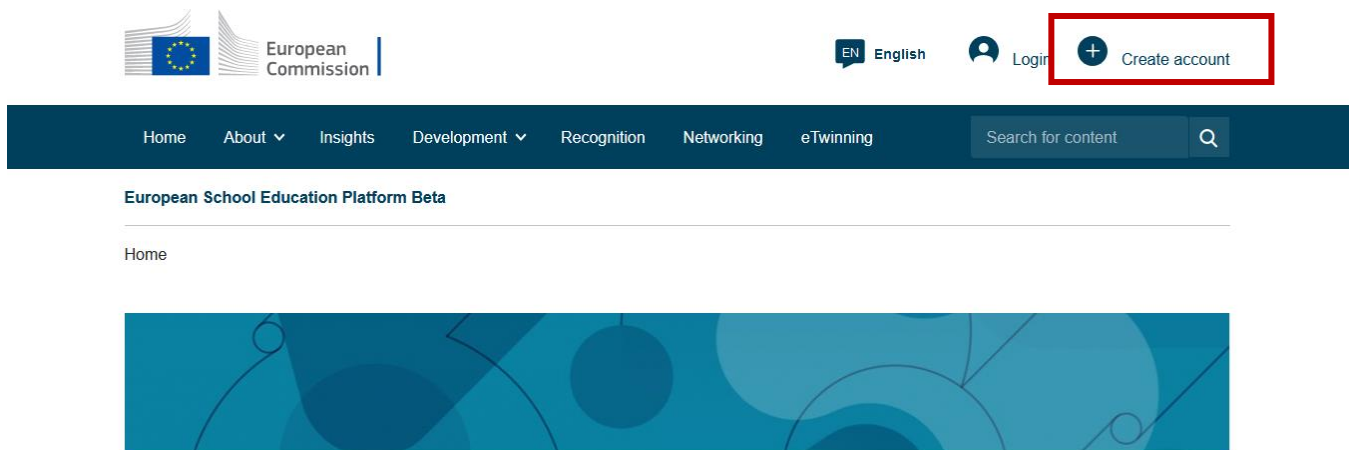
How to create an EU-Login?

To create an EU-Login, you should follow the steps that are described on the [EU-Login website](#).

If you already had an eTwinning account but did not yet log in to the European School Education Platform, it is important to create an EU-Login with the same e-mail address that you used to register on the old eTwinning platform.

If you have an eTwinning account and an EU-Login with the same e-mail address or if you have an EU-Login but did never register on the eTwinning platform, you can go ahead and register on the European School Education Platform.

You are ready to create your [eTwinning](#) account on the [European School Education Platform](#)!



European Commission

EN English Login **Create account**

Home About Insights Development Recognition Networking eTwinning Search for content


European School Education Platform Beta

Home

European School Education Platform and eTwinning registration



Status message

Close this message 

The changes to your profile have been saved.

Register on the European School Education Platform

You are eligible to apply for eTwinning

Why you should join eTwinning

eTwinning has created a school without borders, a common educational space for teachers and pupils. eTwinning promotes school collaboration in Europe through the use of information and communication technologies by providing support, tools and services to project schools.

The portal also offers online tools for teachers to find partners, launch projects, share ideas and best practices. Thanks to all individual tools, each member of the community can build interesting and useful partnerships with teachers throughout Europe in an easy, convenient and quick manner.

[I don't want to join eTwinning](#)

[Join eTwinning](#)

Your registration on the European School Education Platform was successful!

You are now able to continue the registration process in order to join eTwinning and enjoy the new opportunities.

Register on the European School Education Platform

Join eTwinning

Connect with European colleagues with similar interest by joining eTwinning

* indicates a required field

Add school*

Search by specifics (country + region + alternative region)

Country

Region

Alternative region

Search organisation

[Clear filters](#)

Organisation name *

Can't find your organisation or school? [Register a new organisation or school.](#)

I have read and agree to the [eTwinning Privacy Policy](#) and the [eTwinning Code of Conduct](#).

Cancel

Skip this step

Next

In order to register on eTwinning, you must add your school to your profile. Select Luxembourg as country and click on "Search organisation". Start typing the name of your school. If your school is already registered on eTwinning, you will find it in the list and can simply select it. If it is not yet registered on eTwinning, you must register a new school.


Register on the European School Education Platform


Your platform experience

Let's complete the last step of the registration process. This information will help you find relevant mobility opportunities, colleagues and courses.

1. Profile information

Profile picture



Upload image 

One file only.
10 MB limit.
Allowed types: png gif jpg jpeg.

Description

Add description

You can now edit your personal profile! In the first step, you can upload a profile picture and write a short text about yourself and your interests to introduce yourself to other users of the platform and to facilitate future networking on the platform. Please note that only questions marked with an asterisk (*) are mandatory.

Profile visibility *

Users registered on the platform ▼

Who can view your profile

Time zone *

- Select - ▼

Languages spoken *

English × ▼

Topics you are interested in

Select one or more options ▼

2. Newsletters

 I would like to receive the European School Education Platform newsletter

Your eTwinning application is pending. You will only receive the eTwinning newsletter when your application has been approved.

Close ×**Newsletter language**

- None - ▼

Decide who can see your profile and inform other users about the languages you speak and the topics you are interested in. This might be useful to find future project partners.

You can decide if you want to receive the eTwinning newsletter and in which language you would like to receive it.

3. Notifications

Email address for notifications


4. Website

 Website URL

5. Social media

 Facebook profile

 Twitter profile

 Instagram profile

 LinkedIn profile

Who can contact you

Finish

Last steps! Confirm your e-mail address for future notifications and provide a link (not mandatory) to your or your school's website and to your social media accounts. Before submitting, please specify who can contact you.

You can now edit your profile and add additional information!

If you leave the page without submitting the form you will be redirected back to this page. If you want to cancel the registration process then please use the Cancel button.

About you

Please fill in the following information about you for completing the registration

* indicates a required field

First name:

Last name:

E-mail:

This information is added automatically and corresponds to the information that you provided when creating an EU-Login

Choose your preferred language

Site and email language *

English

This information comes from your [EU Login](#). You can change your name, email address and password there. If you update your EU Login account details, the changes will be visible the next time you log in to the European School Education Platform.

Member type *

- None -

Country of work *

- None -

Choose the country you are working in, not the one you are living in

Choose the member type 'Teacher'. You can then add the type of education provided as well as the subjects you are teaching

Accept the ESEP terms and conditions: [Disclaimer](#) [Privacy Policy](#) [Code of Conduct](#) *

It is mandatory to accept the terms and conditions of the

Available for projects?

No

Is ambassador?

No

It is very important to select that you are available for eTwinning projects. If you did not select yes, you cannot be invited to be part of projects.

Add contacts on eTwinning



EN English

[Home](#) [About](#) [Insights](#) [Development](#) [Recognition](#) [Networking](#) [eTwinning](#)Search for content

European School Education Platform Beta


[Home](#) > [Networking](#)

Networking

[Overview](#) [Schools & Organisations](#) [Partner finding](#) [People](#) [Projects](#)

Overview

Find people, organisations, and schools to collaborate with. Participate in projects and professional development opportunities.



After submitting your registration, the eTwinning national support organisation (NSO) from your country has to validate your registration. You can then proceed and go to the [networking part](#) of the European School Education Gateway

[Overview](#) [Schools & Organisations](#) [Partner finding](#) [People](#) [Projects](#)

People

Search

Show filters

[Clear filters](#)

All people (2)

Showing 2 results

Name ^	Default organisation	Registration date	Is Etwinner?
 Tom Jungers	National Support Service_Luxembourg (Luxembourg)	28.07.2022	Yes

Go to the tab 'People' and search for Tom Jungers, a member of the NSO in Luxembourg, and click on his profile.



European School Education Platform Beta

Home > Networking > People > Tom Jungers



ICT COORDINATOR ● eTwinning validated

Tom Jungers



Working for NSS in Luxembourg

Show more

Default organisation: National Support Service_Luxembourg

4 contacts

Add as contact

More options

After selecting Tom's profile, you can add him to your contacts.

If you face any difficulties or if you have any further question, please feel free to contact [Tom Jungers](#).